



PO Box 2107, Boulder WA 6432

office@kalgoorliespeedway.com.au

kalgoorliespeedway.com.au

SCRUINTEERING:

Please contact club Scrutineer (Peter), to set a time and date that suits both parties- 0417926242

The cars need to be inspected before race day, as defects found may render the car not suitable.

A pre race inspection will be done on all cars on the night before the demo. Bonnet and boot to be open for inspection.

PIT GATE ENTRY & ONE DAY LICENCE INSURANCE FEE:

Please nominate via club website www.kalgoorliespeedway.com.au

- **Must quote an email and phone contact.**
- **All Drivers and Passengers must purchase a One Day Drivers Licence, as below**
- **MUST read & sign off on the Clubs Code of Conduct and Social Media Conduct as per current By Laws (attach a link for both).**
- **One Day Driver Licences – apply on line prior to Friday before racing, and present print off at pit gate on the day –**

<https://licences.speedwayaustralia.net.au/nasr/applydaylicence/> - info follows

Venue: Speedway Australia
Track: Kalgoorlie International Speedway
Licence Type: Competition
Division Group: Extraneous/Vintage/Classic
Division: Demo Derby
Cost: \$40

- **If you hold a current Speedway Australia card, please present at pit gate on the day.**
- **Gate Entry on Night: \$35 at Pit Gates – Produce One Day Licence, sign indemnity and receive wristband**



9.1. DEMOLITION DERBY RULES AND REGULATIONS

Demolition Derbies are intended to provide safe competition and enjoyment for the participants and spectacular entertainment for spectators.

At all times the Steward's decision shall be final and no protests or appeals will be considered by Promoter. The Promoter has the right to refuse the entry of any driver.

All competitors must hold a valid Speedway Australia full competition or one day licence to compete in any extraneous event.

See separate rules for a Main Straight Derby, Ramp Race or Figure 8 event.

9.2. SAFETY REQUIREMENTS

- 9.2.1. Full faced helmet with visor must be worn which meets or exceeds AS/NZS 1698:2006 or UN ECE 22.05 standard.
- 9.2.2. Neck Brace must be worn – SFI Foam collar to be used.
- 9.2.3. One piece driving suit or one piece cotton drill overalls to be worn with covered footwear. No synthetic or nylon clothing allowed. No exposed skin allowed. All drivers must wear full length, long sleeved overalls. Leather gloves, boots or shoes must be worn, NO THONGS or SNEAKERS. NO NYLON CLOTHING
- 9.2.4. No thongs to be worn in pit area during meeting
- 9.2.5. Gloves of fire retardant material to be worn.
- 9.2.6. Padding to be placed on all bar work and protrusions to protect the driver
- 9.2.7. Window net for driver door mandatory. Net to be secured at bottom and clipped at top. Maximum hole size in webbing 75mm x 75mm.
- 9.2.8. Centre of steering wheel to be padded, with airbags disconnected or removed.
- 9.2.9. Driver's side door to be painted red with large white cross.
- 9.2.10. If passengers participate the same safety requirements for the drivers must be adhered to, for example passenger's door to be painted red with white cross and window net to be fitted.

9.3. MINIMUM AGE

No person under the age of 16 years (under 17 years in NSW) shall ride in, drive, or be in charge, of any motor vehicle during the conduct of the event.

9.4. DRUGS AND ALCOHOL

- 9.4.1. Drivers may be required to submit to an alcohol and/or drug test before the event and pit crew may also be tested at random. Drivers must be able to return a result of 0.0 or a negative reading.
- 9.4.2. No drinking of alcohol in the pits until the completion of the meeting.

9.5. VEHICLE REQUIREMENTS

Vehicles can be any Sedan, Station Wagon, Panel Van or Utility. Please note, however, that no full chassis vehicles are permitted ie vehicle where the chassis can be unbolted or separated from the body for the full length of the vehicle. Only original manufacturers body panels and equipment to be used in its entirety.

- 9.5.1. V8 vehicles are not encouraged
- ~~9.5.2. Uniform engine capacity specification (i.e. 8, 6 and 4 cylinder vehicles not to be combined).~~
- 9.5.3. Vehicle must use original type manufacture engine and transmission mounted in original position
- 9.5.4. Engine and gearbox mounts may be welded and/or restraint chains or cables are permitted but original rubber mounts must be retained
- 9.5.5. Engine fan may be removed if desired.
- 9.5.6. Type and means of gear shift is optional but hole must be less than 200mm x 200mm if fitting floor shift.
- 9.5.7. No extra weights or reinforcing of suspension parts
- 9.5.8. No relieving of guards or panels to allow greater wheel clearance
- 9.5.9. All holes in the firewall and front floor are to be covered
- 9.5.10. Bumpers must be for type and model of vehicle being used and all over-riders must be removed
- 9.5.11. Grills must not be replaced with any material considered to be stronger than original.
- 9.5.12. Tow bars and bull bars to be removed
- 9.5.13. All glass must be removed
- 9.5.14. All interior linings, trims, interior/exterior door handles, ornaments chrome strips and lights to be removed
- 9.5.15. Windscreen mesh to be securely fitted using 75mm x 75mm x 5mm mesh (min).
- 9.5.16. All doors and tailgate to be chained shut around door pillars using 6mm chain and bolted using 10mm bolts. Chain to go twice around door pillars and be bolted. Both front doors to be securely chained (6mm), bolted or welded shut.
- 9.5.17. If vehicle has tailgate it must be chained closed with 6mm chain and bolted using 10mm bolts.
- 9.5.18. Car numbers to be 600mm high x 400mm wide and 100mm thick clearly written on each side of car behind front door.
- 9.5.19. No obscene or offensive sign writing on cars.
- 9.5.20. Driver's side door to be painted in contrasting colour with large white cross

- 9.5.21. Drivers Name to be printed clearly on the roof above the driver
- 9.5.22. Vehicles may be fitted with a 300mm x 300mm white flag attached to 6mm wooden dowel so that bottom of flag is no lower than 300mm above roof line when dowel is attached with tape to right hand door pillar. Driver is to break flag off as soon as their vehicle is immobilised indicating that the vehicle is no longer in the event and is no longer a target.

9.6. SEATS AND SEAT BELTS

- 9.6.1. A seat incorporating a headrest must be used.
- 9.6.2. Seat back to be hard against and fixed to a horizontal brace attached to roll cage.
- 9.6.3. Road type regulation lap and shoulder harness securely fixed is a minimum.
- 9.6.4. Belts to be in good condition and repair.
- 9.6.5. Competition 75mm 4, 5 or 6 point harnesses are permitted and recommended. If race harness is used, it must be mounted to roll cage.

9.7. FUEL SYSTEM

- ~~9.7.1. Original fuel tank must be removed.~~
- 9.7.2. Jerry can or boat type fuel tank minimum permitted, maximum capacity 20 litres
- 9.7.3. Pick up and breather pipes to enter top of tank.
- 9.7.4. No electric fuel pumps unless original manufacturer equipment
- 9.7.5. Fuel tank to be securely mounted to bar work with steel straps or similar in back seat area.
- 9.7.6. Fuel line to have flexible section close to tank
- 9.7.7. Tap to be fitted in line within reach of driver and clearly marked in a contrasting colour – FUEL ON/OFF
- 9.7.8. A non-spill vent is to extend through floor well clear of exhaust pipe. Fuel tank must otherwise be sealed.

9.8. OTHER MECHANICAL REQUIREMENTS

- 9.8.1. Radiator (and transmission cooler if original) must be used and flowing & fixed to original mounting points.
- 9.8.2. Additional radiators, transmission cooler or holding tanks not permitted.
- 9.8.3. Brakes, steering and exhaust to be roadworthy. All cars to be below 95 DBA.
- 9.8.4. Tail shaft loops to be fitted within 150mm of universal joints
- 9.8.5. Locked differentials are optional.

9.9. ELECTRICAL SYSTEM

- 9.9.1. Battery to be mounted to bar work in left side of car. MUST be securely fitted in box and sealed with rubber.
- 9.9.2. Two secured batteries may be used.
- 9.9.3. Effective kill switch to be mounted in centre cowl panel & marked in contrasting colours KILL SWITCH.
- 9.9.4. All wires to be suitably grommeted where they pass through firewall.
- 9.9.5. Wires not to be attached to fuel lines.

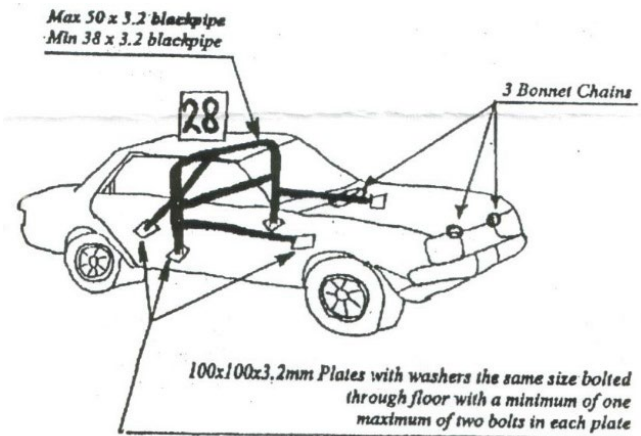
9.10. WHEELS AND TYRES

No racing rims or racing tyres permitted

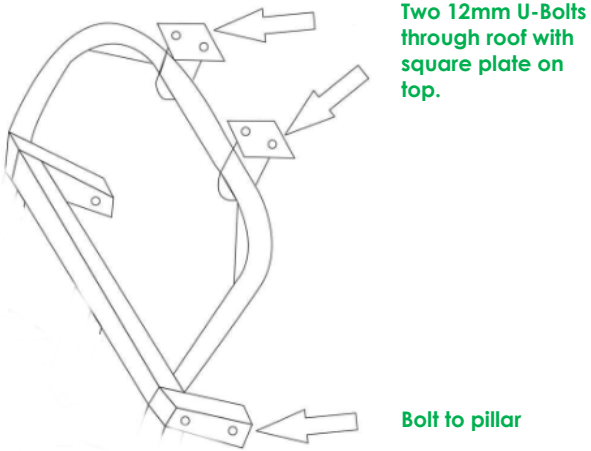
9.11. ROLL CAGE AND CONSTRUCTION REQUIREMENTS

Also refer to diagram below

- 9.11.1. All bar work to be minimum 38mm x 3.2mm black steel pipe – max 50mm x 3.2mm steel pipe.
- 9.11.2. Bar work to be in cabin area only.
- 9.11.3. All plates and washers to be 100mm x 100mm x 3.2mm minimum thickness.
- 9.11.4. All bolts to be 12mm minimum.
- 9.11.5. Main bar to be one piece and mandrel bent only not heat formed. No galvanized pipe permitted. Bar to be placed as close as possible to the rear of the driver's seat.
- 9.11.6. The bars of the roll cage to be mounted securely and bolted to the floor pan using 12mm bolts minimum and 100mm x 100mm x 3.2 mm plates
- 9.11.7. All joints to be professionally welded
- 9.11.8. Main roll bar to have horizontal brace bar at approx. just below shoulder height.
- 9.11.9. One rearward brace bar only, from top centre of main hoop to a plate bolted in rear of car.
- 9.11.10. Side intrusion bars on both side to be bolted to wheel well and extend back to main roll bar at centre door height.
- 9.11.11. Drivers side only to have 6mm steel plate one piece attached to both front door pillars and the side intrusion bar, using 12mm U bolts (No drilling of bar work) and or angle iron brackets and 12 mm bolts or welded. Plate must extend from bottom of door to window opening.
- 9.11.12. Padding to be placed on all bar work and protrusions to protect driver.



9.11.13 Option Two: Approved alternative rollbar



- a) Minimum specifications for round pipe:-
38mm x 3mm wall thickness
- b) Minimum specifications for RHS:-
65mm x 65mm x 3mm wall with 100x100 triangle gussets in the corners
- c) Minimum specification for U-Bolts: 12mm

9.12. DEMO DERBY RACING RULES

- 9.12.1 All cars must be at the track at the allocated time and date to be scrutineered. Any cars not passed will have the opportunity to correct any problems and be re-inspected prior to event. Cars that are not in pit area by specified time will not be eligible to compete until scrutineering fee is paid.
- 9.12.2 Crash helmets and seat belts must be worn at all times during the event until the event has been completed.
- 9.12.3 The track is to be watered before the Demolition Derby commences to reduce dust and speed.
- 9.12.4 The event is started when RED light is turned Green or Green flag is dropped. The Officials may at any time change the lights back to RED in the event of an accident or fire. All action must cease immediately when the Red light is on or RED flag waved.
- 9.12.5 Any car immobilised for longer than two minutes will be deemed to be out of the event. Driver must remain strapped into car until told by Official to vacate car.
- 9.12.6 If given a black flag a driver must immediately cease driving.
- 9.12.7 If vehicle has tail gate which opens or is lost during the event that vehicle is disqualified immediately.
- 9.12.8 Any car deemed by Officials not to be actively participating in the demolition of fellow competitors and making solid contact with another MOBILE

vehicle at least every two minutes will be automatically disqualified.

- 9.12.9 Drivers who drive outside of designated competition area will be disqualified.
- 9.12.10 Any competitor deemed to have hit on purpose a fellow competitor driver's door or driven into roof of an over turned car will be instantly disqualified.
- 9.12.11 It is recommended that First and reverse gears are to be used only.
- 9.12.12 Last car still MOBILE as judged by Officials will be deemed to be the winner provided that all rules have been observed.
- 9.12.13 The winning car will be re-inspected after the event before official result is given.
- 9.12.14 Decisions of Officials are final and no protest will be considered.

9.13. SALVAGE

It is responsibility of each entrant to remove their vehicle from the Speedway premises within 24 hours of the event. Any vehicle left on Speedway property overnight is at owner's risk. Any cars not removed within 24 hours will become the property of the Promoter and will be disposed of in any manner they select.

9.14 ~~DEMO DERBY TEAMS RACING: ADDITIONAL TECHNICAL SPECIFICATIONS~~

- ~~9.14.1 All cars to be tidy in appearance and professionally signwritten.~~
- ~~9.14.2 All glass except interior mirror to be removed.~~
- ~~9.14.3 Cars that contain rust in critical areas e.g. door pillars or hinges will not be permitted.~~
- ~~9.14.4 Side intrusion bar to be fitted between drivers door pillars (same size and material as roll bar).~~
- ~~9.14.5 All vehicles must be fitted with an interior roll bar (not full cage) fitted behind the front seat, above the drivers normal seated position, as per diagram over.~~
- ~~9.14.6 Rollbar material: 38mm OD 3.2mm wall thickness steampipe or RHS.~~
- ~~9.14.7 Diagonal cross must be fitted inside roll bar.~~
- ~~9.14.8 Rollbar to be mounted to mounting plates at floor and middle of roof.~~
- ~~9.14.9 Mounting plates to be 125mm x 125mm x 6mm.~~
- ~~9.14.10 A headrest 280mm x 150mm x 3mm to be fitted centrally behind drivers helmet and securely mounted to rollbar.~~
- ~~9.14.11 Radiators to remain in original position but fan may be removed.~~
- ~~9.14.12 Fuel tanks must be mounted in the boot area centrally and as far forward as possible without intruding into the rear passenger area.~~
- ~~9.14.13 Fuel lines to be secured with no leaks or kinks and of~~

~~an approved type.~~

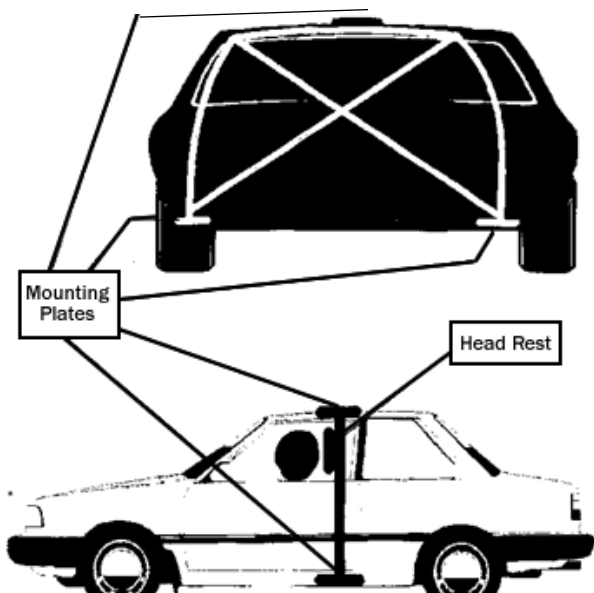
~~9.14.15 All bolts used to effect modification are to be a minimum of 10mm in diameter.~~

~~9.14.16 Car only to carry 10ltrs of fuel~~

~~9.14.17 Electric fuel pumps must have a shut off switch accessible from outside the vehicle~~

~~9.14.18 Must have a 4, 5 or 6 point racing harness (harness must be serviceable but may not be in date)~~

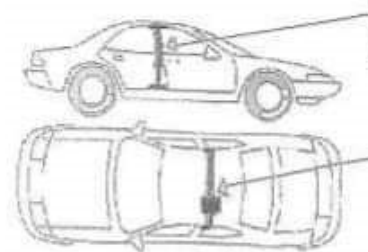
~~Pictured below: Roll bar as required in Teams Derby Rules 9.14.5 - 9.14.10~~



~~9.14.16 Derby Teams Rollbar Option B as per diagrams below~~

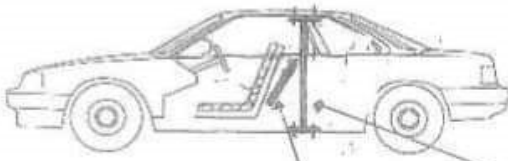
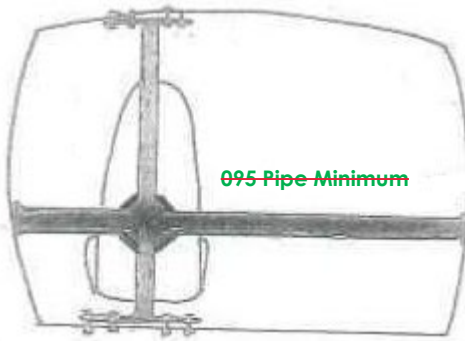
~~a) 50x50mm RHS 3mm wall thickness plates on sides and floor and roof 300mm x300mm x 3mm thick.~~

~~b) A side intrusion bar on the driver's side should run from front of front door pillar to rear of rear door pillar at centre door height.~~



~~095 Rollover post. Flat plate welded top and bottom. Bolted through roof and floor~~

~~095 pipe behind drivers seat, welded from B-pillar to B-pillar~~



B-Pillar to B-Pillar bar

Rollover post can be behind B-Pillar bar

**9.15 ~~DEMO DERBY TEAMS RACING:~~
~~ADDITIONAL RACING RULES~~**

- 9.15.1 ~~Racing may take place during the meeting.~~
- 9.15.2 ~~No competitor shall manoeuvre their vehicle into the path of others so their door is exposed.~~
- 9.15.3 ~~No hitting any stationary vehicles~~
- 9.15.4 ~~All competitors must race in the race direction.~~
- 9.15.5 ~~In the event of a rollover the car is out of the race unless it returns to its wheels without assistance.~~
- 9.15.6 ~~Teams will consist of 2 to 4 members at the promoter's discretion~~
- 9.15.7 ~~One way communication to Chief Steward is required.~~

9.16. DEMOLITION DERBY RULES AND REGULATIONS

~~PLEASE READ THE FOLLOWING RULES CAREFULLY ALL RULES WILL BE STRICTLY ENFORCED.~~ Note: All vehicles must be in standard condition except for modifications allowed in these specifications.

- ~~9.16.1. Format: Forward only slalom Demo Derby for front wheel drive 4 Cylinder with a maximum capacity of 1.8 litre~~
- ~~9.16.2. Open to Front Wheel Drive 4 cylinder vehicles ONLY eg: Hyundai Excel, Daewoo, Ford Laser, Mazda 323, Suzuki, Swift, Daihatsu Charade, Toyota Corolla — if you're not sure please seek clarification on cars.~~
- ~~9.16.3. NO PASSENGERS ARE ALLOWED~~
- ~~9.16.4. No relieving of guards or panels to allow greater wheel clearance~~
- ~~9.16.5. Diff's are open~~
- ~~9.16.6. Wheels and tyres are not restricted — All wheel weights must be removed.~~
- ~~9.16.7. All mouldings, head lights, tail lights and badges must be removed (NOT BROKEN)~~
- ~~9.16.8. All glass must be removed properly, NOT BROKEN IN. PLEASE NO GLASS fragments left in vehicle.~~
- ~~9.16.9. All cars are to be cleaned out (no loose objects)~~
- ~~9.16.10. All doors must be tied with Seat Belts or chained, and not lightened or cut out ie. Not altered in any way. • Window mesh in front of driver's door optional~~
- ~~9.16.11. Webbing strap or chain for the extreme front of bonnet is acceptable. No bolting, welding or strengthening of any bonnet, boot lid, mudguard, bumper bar or seam.~~
- ~~9.16.12. No tow bars.~~
- ~~9.16.13. Battery must be securely mounted, covered with RUBBER MATTING~~
- ~~9.16.14. Radiators must be of original type and in original position.~~
- ~~9.16.15. Fan blades may be removed.~~
- ~~9.16.16. No additional heater tanks, radiators or top up bottles.~~
- ~~9.16.17. Fuel Tanks If original tanks are used a maximum of 20 litres of fuel can be carried~~
- ~~9.16.18. Fuel Tanks — alternative tank must be a steel "jerry can or outboard motor fuel tanks", which must be secured to the middle of the rear seat on the floor in a safety cradle. Original must be holed.~~

- ~~9.16.19. Absolutely No plastic bottles permitted.~~
- ~~9.16.20. The original fuel line must be used from the engine bay to the entrance of the fuel tank where an approved one metre (maximum length) flexible fuel hose may be used. Professionally constructed no plastic tanks.~~
- ~~9.16.21. Located immediately behind the driver's seat one tube steel bar from pillar to pillar (centre pillars or rear doors OK) must be used. Round Tube or Square tubing must be at least 38mm x 3.0mm. A Vertical bar may be used behind the driver's seat from roof to floor with a plate or a rope from pillar to pillar to stop right hand seat collapsing.~~
- ~~9.16.22. On the end of each bar plates of not less than 100mm x 100mm are to be welded on each end and bolted to pillars (not welded) by at least two bolts each side through pillars or rear doors and plates. Bolts must be no less than 6mm thick and bolted from outside inwards.~~
- ~~9.16.23. Approved seat belts must be fitted to the vehicle. Standard vehicle seatbelts are allowed or proper fitted Competition four point harness are permitted and recommended.~~
- ~~9.16.24. Belts must be in good condition i.e. no frayed edges.~~
- ~~9.16.25. Car numbers must be in large lettering on both sides of the vehicle. Preferably, both passenger doors.~~
- ~~9.16.26. The driver's door must be painted RED OR WHITE WITH A LARGE WHITE X (CROSS) OR NUMBER to be a contender in event. No X/Number = No start.~~
- ~~9.16.27. All sign writing will be inspected. Anything deemed to be in bad taste by the officials must be removed.~~
- ~~9.16.28. Any foam cushioning is acceptable and recommended~~
- ~~9.16.29. All brakes must be in working order~~

9.17 MAIN STRAIGHT DERBY RACING RULES

Note for Promoters: For a derby between 20 to 30 cars, the track size is recommended to be a maximum of 75 to 100 metres long and 40 to 50 metres wide. The track size may be increased with higher car counts.

- 9.17.1 Open to all competitors, male and female, over the age of 16 years, with a full or one day Speedway Australia competition licence.
- 9.17.2 No consumption of alcohol less than 12 hours before said event. Anybody found intoxicated will be banned from the current and any future Demolition Derbies. No drinking of alcohol in the pits until the completion of the race meeting.
- 9.17.3 This Demo Derby is FORWARD only.
- 9.17.4 The event is started 2 to 4 wide with each car touching the car in front nose to tail when the YELLOW light is turned to GREEN
- 9.17.5 In the event of a yellow light being shown cars are to move under caution to the start line to restart 2 to 4 wide with each car touching the car in front nose to tail when the YELLOW/RED light is turned to GREEN.
- 9.17.6 The officials may at any time change the lights back to RED in the event of an accident or fire. All action must cease immediately when the RED light is on.
- 9.17.7 Crash helmets, neck braces (mandatory) and seat belts must be of an approved type and be worn at all times.
- 9.17.8 Competitors must be dressed from head to toe – no exposed skin. No Nylon or synthetic clothing allowed. Cotton drill overalls or better is strongly advised and work boots must be worn. NO THONGS, SHORTS, T-SHIRTS ARE ALLOWED.
- 9.17.9 Uniforms should be clean and free from oil, grease and petrol.
- 9.17.10 Any cars immobilized for longer than one minute will be deemed to be out of the event
- 9.17.11 ANY CARS DEEMED BY OFFICIALS NOT TO BE PARTAKING IN THE DEMOLITION DERBY WILL BE AUTOMATICALLY DISQUALIFIED.
- 9.17.12 DRIVER'S USING THE INFIELD GRASS AREA WILL BE DISQUALIFIED.
- 9.17.13 ANY DRIVER'S DOOR DEEMED TO BE HIT ON PURPOSE BY A FELLOW COMPETITOR; THE OFFENDING DRIVER WILL BE INSTANTLY DISQUALIFIED.
- 9.17.14 On receipt of paid entry, a number will be allocated.
- 9.17.15 Decision of Judges, Referees and Scrutineers are final. No protest will be considered.
- 9.17.16 Management has the right to refuse the entry of any driver without reason.